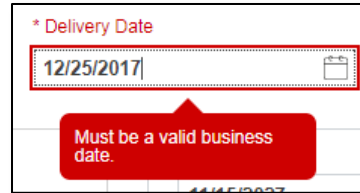


### FIELD-LEVEL VALIDATION

MFPDM has two ways to indicate a problem with the data being entered. The first is a Field-Level Validation. Once the User enters data in fields required for save (\*) or additional key fields, the field-level validations immediately alert the User to invalid data.

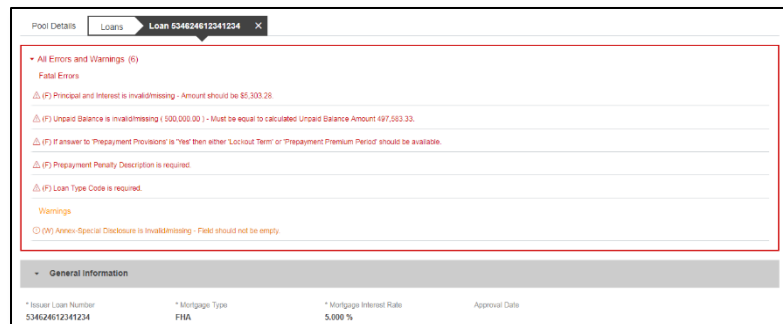


**NOTE:** The field will turn red and an associated error message is available when hovering over the field.



### VALIDATION FATAL ERROR AND WARNING MESSAGES

Upon selecting the Validate option from the Pool Header, MFPDM will verify pool/loan/draw data against a list of Ginnie Mae business rules. If issues with the data are found, MFPDM will display the associated Errors and Warnings at the top of the respective page where the error originates.

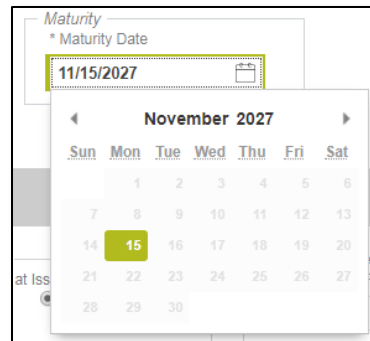


Fatal error messages appear in red at the top of the page. Fatal error messages must be corrected before a pool can be submitted to a document custodian for certification.

Warnings are displayed in orange just below any fatal error messages. Warnings serve as a notification that something may be incorrect. Warnings do not need to be corrected before a pool can be submitted to a document custodian for certification.

## DATE SELECTION LIMITATIONS

All date fields in MFPDM provide the option to select a date from a date calendar widget. The date picker automatically limits to only valid options.



## LIMITED DROPDOWN SELECTIONS

Dropdown fields in MFPDM may automatically restrict the data shown based upon many potential factors including:

- Signed and valid Master Agreement data
- A value selected in a dependent field (e.g. Submission Type is based on the Pool Type selected)
- Account Numbers (P&I, Escrow, etc.) are limited based upon the ABA/Federal Routing Number selected