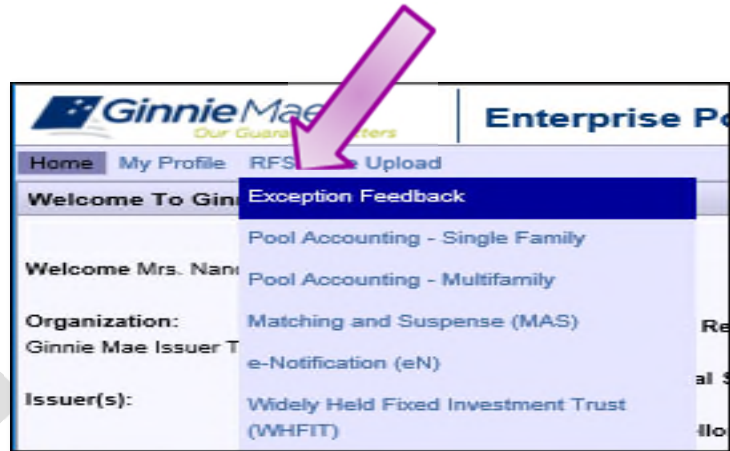


DOWNLOADING RFS REPORTING EXCEPTIONS

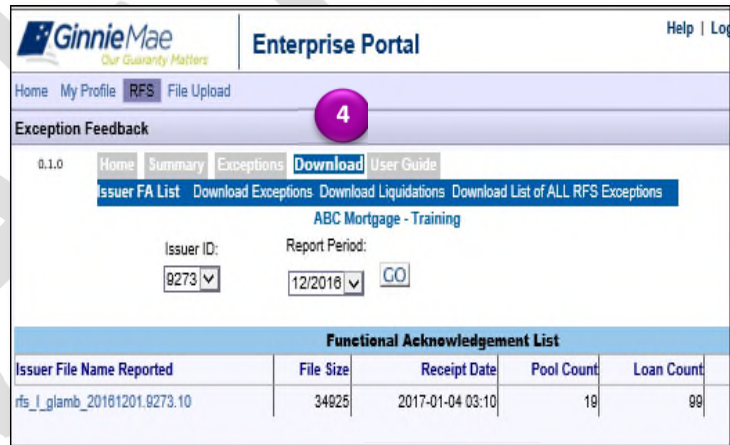
ISSUER DOWNLOAD EXCEPTIONS QUICK REFERENCE CARD

DOWNLOADING EXCEPTION FEEDBACK

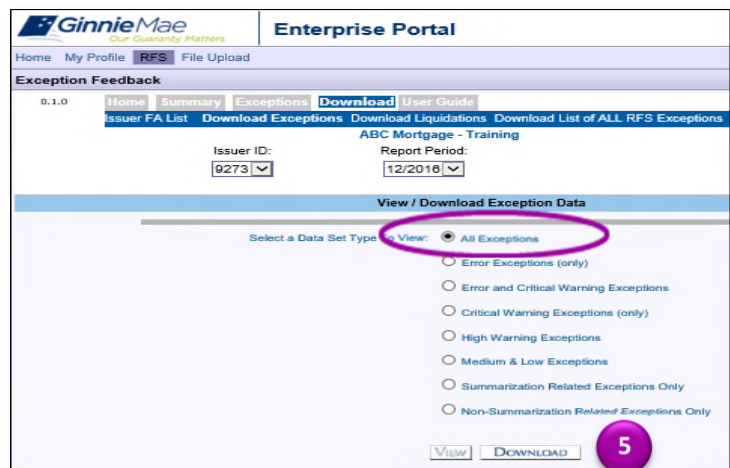
1. Log in to Ginnie Mae Enterprise Portal (GMEP) at www.eginniemae.net
2. Click on RFS / Exception Feedback.



3. Click on **Download Tab**, the screen displays additional tabs. (Screen also displays the FA List).
4. Click on **Download Exceptions** tab. The Screen displays the **View/Download Exception data**.



5. Select **Reporting Period**, and Select Radio Button **For All Exceptions**; then click **Download** (bottom of screen).



DOWNLOADING RFS REPORTING EXCEPTIONS

ISSUER DOWNLOAD EXCEPTIONS QUICK REFERENCE CARD

6. The **Instructions** screen is displayed.
(If there are no Exceptions, a pop-up screen is displayed indicating no exceptions)



7. Follow the **Instructions** on the screen to download the Exceptions CSV File to a local workstation. The download is done on the local workstation using Windows functions and is not controlled by RFS. Usually the download file will open in MS Excel, but can be opened by other applications depending on the local workstation.

The image illustrates the Exceptions CSV File, when opened in Excel

The screenshot shows a Microsoft Excel spreadsheet titled 'Simple Exception CSV File - Excel'. The spreadsheet has the following columns: POOL, LOAN, ISSUER, LOAN SEVERITY, CODE, FIELD, VALUE, MESSAGE, EXPECTED, REC, TYPE, and UPDATED. The data is as follows:

POOL	LOAN	ISSUER	LOAN SEVERITY	CODE	FIELD	VALUE	MESSAGE	EXPECTED	REC	TYPE	UPDATED
#725140	0	E	RFS111	Pool Id	#725140	no activity#	R	10/1/2019	13:04		
#725141	0	E	RFS111	Pool Id	#725141	no activity#	R	10/1/2019	13:04		
#725139	212554542	212554542	C	LOAN654	Loan Unpr:#0	should be #	10845	A	10/2/2019	12:54	
#725139	212554542	212554542	C	LOAN655	Loan Unpr:#0	is not con:#	10845	A	10/2/2019	12:54	
#725139	212554551	212554551	C	NOTE305	Loan Matu:#03/01/20	should be #04/20/20	N	10/2/2019	13:05		
#725139	212554553	212554553	C	NOTE354	Loan Inter #6.75	should be #	4.5000	N	10/2/2019	13:05	
#725139	212554555	212554555	C	NOTE305	Loan Matu:#04/01/20	should be #04/20/20	N	10/2/2019	12:55		
#725140	212647106	212647106	C	RFS204	Reporting#	for this pc#01-DEC-1	R	10/1/2019	13:04		

Pool and Loan Record Fields and list of Exceptions are included in Appendix VI-19 Issuer Monthly Report of Pool and Loan Data.