

Agenda

- Overview
- Role of Enrollment Administrator and Security Officer
- User Checklist
- Assigning Roles
 - GMEP
 - GinnieNET
- User Scenarios
- Live Demo
- Q&A



Overview

- Ginnie Mae is Replacing the GinnieNET Biometric Fingerprint Authentication Technology used today for submitting files in GinnieNET with SecurID Token Authentication.
- To Prepare for this Transition, Security Officers will Need to Perform Two New Steps for All Existing and New Users who submit files in GinnieNET:
 - Assign “Authorized GinnieNET Signer” Role
 - Perform the “Verify Role Assignment” Check
- Security Officers Assign User Role and Perform Verification Check September 28 through October 20, 2015
- Impact of SecurID Token Implementation
 - Elimination of Fingerprint Scanner & No Need to Register User Fingerprints



Role of Enrollment Administrator and Security Officer

GinnieNET

■ Enrollment Administrator

- Scan GinnieNET User Fingerprints
- Appendix III-13 Registration
- Complete GinnieNET Role Assignments
- Create GinnieNET User Login
- Assign GinnieNET User Roles
- Validate the User is on the 11702, When Applicable
- Required to be Listed on Form HUD-11702

GMEP

■ Security Officer

- Register in and Conduct Appendix III-29 Registrations
- Process SecurID Token Request Forms
- Receive/Distribute SecurID Token
- Verify Role Assignments in GMEP [New Process]
- Create User Profile
- Assign GMEP Related Roles
- Not Required to be Listed on Form HUD-11702



Implementation of SecurID Token for GinnieNET

- Eliminates need for outdated biometric technology
- Enhances access for Authorized Signers
 - Physical proximity to scanner no longer an issue
- Establishes a single method for authenticating the identity of Ginnie Mae application users



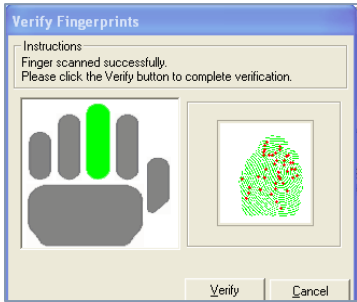
GinnieNET Biometric Authentication (Fingerprint)

The diagram consists of two dark blue rectangular boxes with orange borders. The left box contains the text 'GinnieNET Biometric Authentication (Fingerprint)'. A large orange arrow points from this box to the right box, which contains the text 'RSA SecurID Token Authentication'. The arrow is positioned centrally between the two boxes.

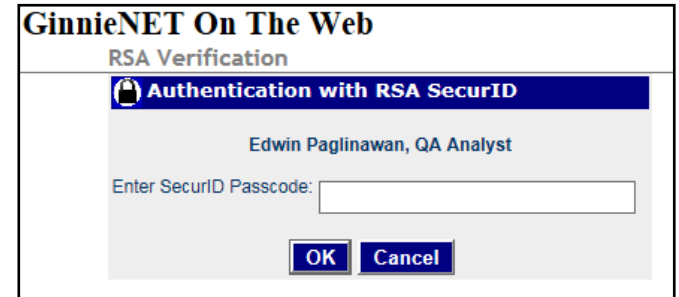
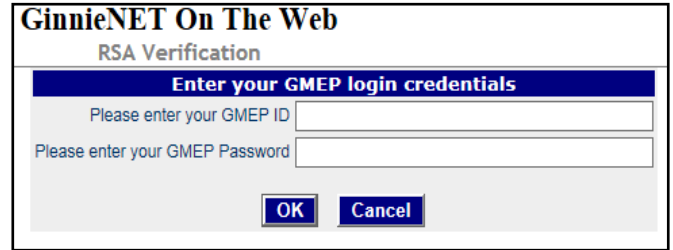
RSA SecurID Token Authentication

Using SecurID Token in GinnieNET

Current Biometric Authentication



New SecurID Token Authentication



#GinnieMaeSummit



Using SecurID Token in GinnieNET

Token Authentication

GinnieNET On The Web
RSA Verification

Enter your GMEP login credentials

Please enter your GMEP ID

Please enter your GMEP Password

GinnieNET On The Web
RSA Verification

Authentication with RSA SecurID

Edwin Paglinawan, QA Analyst

Enter SecurID Passcode:



Validations

- **Identity of the user**
 - GMEP login and password
 - SecurID credentials
- **Authority level of the user**
 - Cross referencing GMEP's MAMS to ensure user is listed in form HUD-11702
 - Essential that the name of the user as registered in GMEP matches the HUD-11702 listing
 - Requiring Security Officer to designate user as "Authorized GinnieNET Signer"



User Checklist-Requirements

- Be listed on form HUD-11702
- Have a GinnieNET login and password
- Have a GinnieNET role assigned
- Have a GMEP Login and Password
- Have SecurID Token (RSA Token) Role Assigned in GMEP
- Have an active SecurID Token
- Have “Authorized GinnieNET Signer” role assigned in GMEP
 - New process
- Ensure that the “Verify Role Assignment” check in GMEP has been completed by the user or the Security Officer
 - New process



Four Scenarios

- Scenario 1:
 - New User without GinnieNET access, without GMEP login and without Token
- Scenario 2:
 - Existing GinnieNET User without GMEP login and without Token
- Scenario 3:
 - Existing GinnieNET User with GMEP login but without Token
- Scenario 4:
 - Existing GinnieNET User with GMEP login and with Token



#GinnieMaeSummit



Scenario 1: New GinnieNET User without GMEP login and without Token

Status	Requirement	Description of actions needed to complete this requirement
Needed	Be listed on form HUD-11702	Board of Directors must include and submit to Ginnie Mae name of user on executed Form HUD-11702
Needed	Have GinnieNET login and password	User must request and receive login and password from GinnieNET Enrollment Administrator
Needed	Have GinnieNET role assigned	User must request and receive GinnieNET Role from Enrollment Administrator
Needed	Have GMEP Login and Password	User must request GMEP Access by submitting User Registration Form to a GMEP Security Officer
Needed	Have SecurID Token role assigned in GMEP	User must request this role in the User Registration Form submitted to SO. One Security Officer must assign role and a second Security Officer must confirm role assignment.
Needed	Have an active SecurID Token	User must submit SecurID token request form to SO. SO processes request with Ginnie Mae Relationships Services and distributes Token to user. User must activate by calling Client Activation Services and performing Token Validation in GMEP
Needed	Have "Authorized GinnieNET Signer" role assigned in GMEP	User must request this role in the User Registration Form submitted to SO. One Security Officer must assign role and a second Security Officer must confirm role assignment
Needed	Complete "Verify Role Assignment" check in GMEP	User or SO must complete "Verify Role Assignment" check within GMEP IPMS dropdown menu

Scenario 2: Existing GinnieNET User without GMEP login and without Token

Status	Requirement	Description of actions needed to complete this requirement
Completed	Be listed on form HUD-11702	Board of Directors must include and submit to Ginnie Mae name of user on executed Form HUD-11702
Completed	Have GinnieNET login and password	User must request and receive login and password from GinnieNET Enrollment Administrator
Completed	Have GinnieNET role assigned	User must request and receive GinnieNET Role from Enrollment Administrator
Needed	Have GMEP Login and Password	User must request GMEP Access by submitting User Registration Form to a GMEP Security Officer
Needed	Have SecurID Token role assigned in GMEP	User must request this role in the User Registration Form submitted to SO. One Security Officer must assign role and a second Security Officer must confirm role assignment.
Needed	Have an active SecurID Token	User must submit SecurID token request form to SO. SO processes request with Ginnie Mae Relationships Services and distributes Token to user. User must activate by calling Client Activation Services and performing Token Validation in GMEP
Needed	Have "Authorized GinnieNET Signer" role assigned in GMEP	User must request this role in the User Registration Form submitted to SO. One Security Officer must assign role and a second Security Officer must confirm role assignment
Needed	Complete "Verify Role Assignment" check in GMEP	User or SO must complete "Verify Role Assignment" check within GMEP IPMS dropdown menu

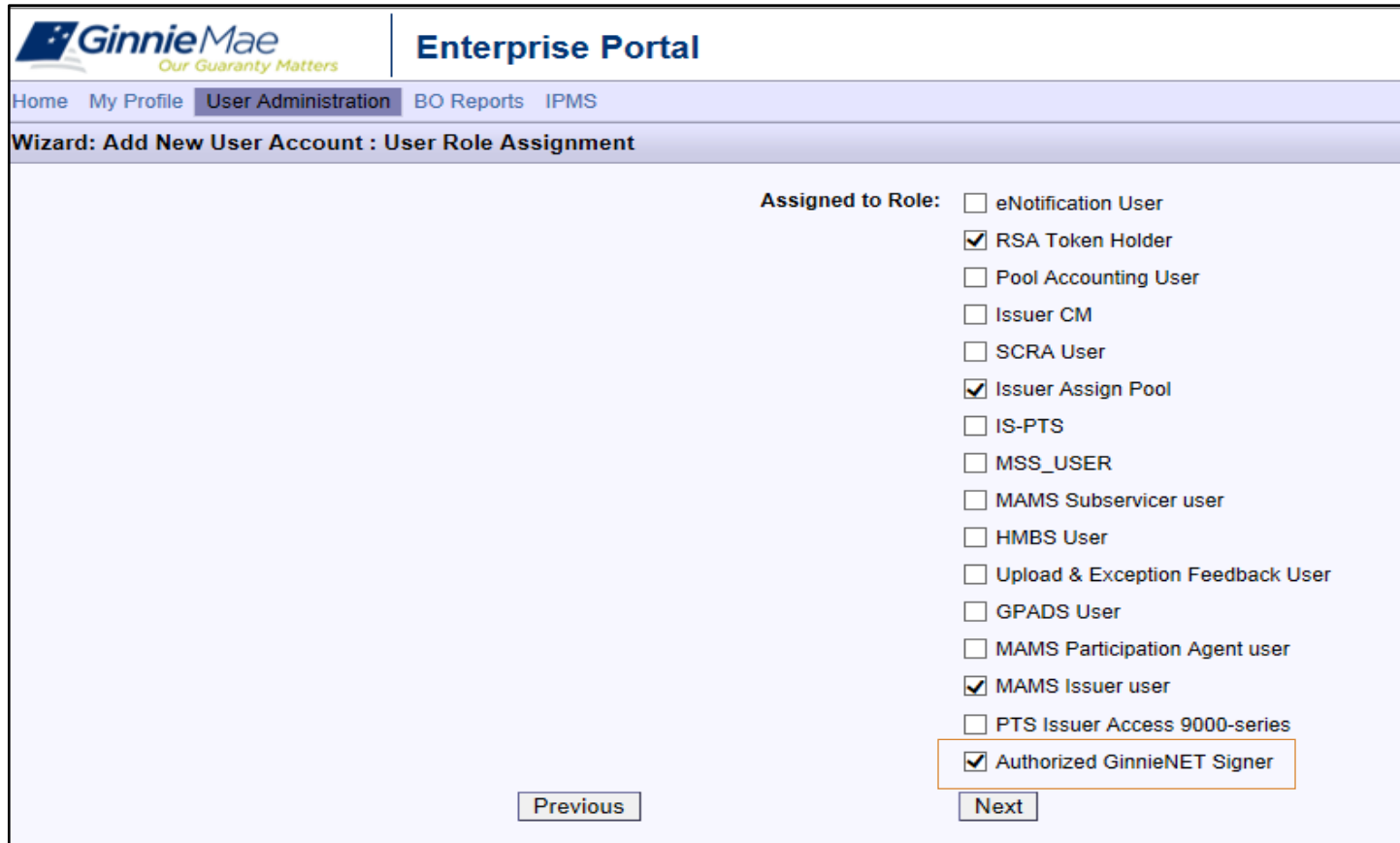
Scenario 3: Existing GinnieNET User with GMEP login but without Token

Status	Requirement	Description of actions needed to complete this requirement
Completed	Be listed on form HUD-11702	Board of Directors must include and submit to Ginnie Mae name of user on executed Form HUD-11702
Completed	Have GinnieNET login and password	User must request and receive login and password from GinnieNET Enrollment Administrator
Completed	Have GinnieNET role assigned	User must request and receive GinnieNET Role from Enrollment Administrator
Completed	Have GMEP Login and Password	User must request GMEP Access by submitting User Registration Form to a GMEP Security Officer
Needed	Have SecurID Token role assigned in GMEP	User must request this role in the User Registration Form submitted to SO. One Security Officer must assign role and a second Security Officer must confirm role assignment.
Needed	Have an active SecurID Token	User must submit SecurID token request form to SO. SO processes request with Ginnie Mae Relationships Services and distributes Token to user. User must activate by calling Client Activation Services and performing Token Validation in GMEP
Needed	Have "Authorized GinnieNET Signer" role assigned in GMEP	User must request this role in the User Registration Form submitted to SO. One Security Officer must assign role and a second Security Officer must confirm role assignment
Needed	Complete "Verify Role Assignment" check in GMEP	User or SO must complete "Verify Role Assignment" check within GMEP IPMS dropdown menu

Scenario 4: Existing GinnieNET User with GMEP login and with Token

Status	Requirement	Description of actions needed to complete this requirement
Completed	Be listed on form HUD-11702	Board of Directors must include and submit to Ginnie Mae name of user on executed Form HUD-11702
Completed	Have GinnieNET login and password	User must request and receive login and password from GinnieNET Enrollment Administrator
Completed	Have GinnieNET role assigned	User must request and receive GinnieNET Role from Enrollment Administrator
Completed	Have GMEP Login and Password	User must request GMEP Access by submitting User Registration Form to a GMEP Security Officer
Completed	Have SecurID Token role assigned in GMEP	User must request this role in the User Registration Form submitted to SO. One Security Officer must assign role and a second Security Officer must confirm role assignment.
Completed	Have an active SecurID Token	User must submit SecurID token request form to SO. SO processes request with Ginnie Mae Relationships Services and distributes Token to user. User must activate by calling Client Activation Services and performing Token Validation in GMEP
Needed	Have "Authorized GinnieNET Signer" role assigned in GMEP	User must request this role in the User Registration Form submitted to SO. One Security Officer must assign role and a second Security Officer must confirm role assignment
Needed	Complete "Verify Role Assignment" check in GMEP	User or SO must complete "Verify Role Assignment" check within GMEP IPMS dropdown menu

“User Role Assignment” Screen



GinnieMae
Our Guaranty Matters

Enterprise Portal

Home My Profile **User Administration** BO Reports IPMS

Wizard: Add New User Account : User Role Assignment

Assigned to Role:

- eNotification User
- RSA Token Holder
- Pool Accounting User
- Issuer CM
- SCRA User
- Issuer Assign Pool
- IS-PTS
- MSS_USER
- MAMS Subservicer user
- HMBS User
- Upload & Exception Feedback User
- GPADS User
- MAMS Participation Agent user
- MAMS Issuer user
- PTS Issuer Access 9000-series
- Authorized GinnieNET Signer

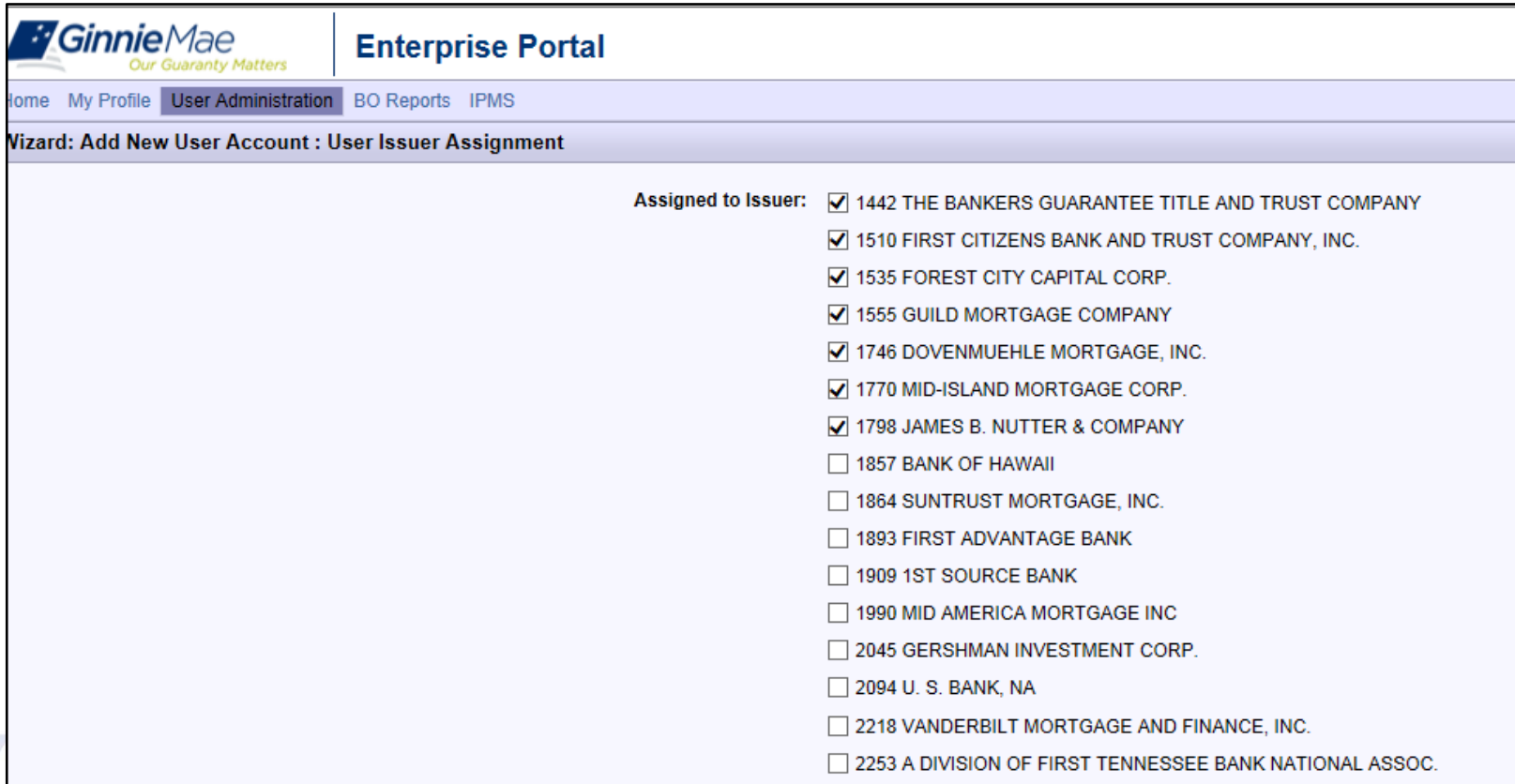


“User Issuer Assignment” Screen

- The “User Issuer Assignment” screen will appear after you click “next”
- Contains a listing of Issuer ID’s and Issuer names associated with the SO’s profile
 - Only Ginnie Mae’s Relationship Services can create associations between an SO and an Issuer ID
 - Previous version of this screen did not contain Issuer names
- The user will have all the roles selected in the Role Assignment screen for any Issuer ID selected here
- You **must** select any Issuer ID for which the user will perform submissions in GinnieNET



User Issuer Assignment Screen



The screenshot shows the GinnieMae Enterprise Portal interface. The top left features the GinnieMae logo with the tagline "Our Guaranty Matters". The top right displays "Enterprise Portal". A navigation bar includes links for "Home", "My Profile", "User Administration", "BO Reports", and "IPMS". Below the navigation bar, the page title is "Wizard: Add New User Account : User Issuer Assignment". The main content area contains a list of issuers under the heading "Assigned to Issuer:". Each issuer name is preceded by a checkbox, with the first seven checkboxes checked.

Assigned to Issuer:

- 1442 THE BANKERS GUARANTEE TITLE AND TRUST COMPANY
- 1510 FIRST CITIZENS BANK AND TRUST COMPANY, INC.
- 1535 FOREST CITY CAPITAL CORP.
- 1555 GUILD MORTGAGE COMPANY
- 1746 DOVENMUEHLE MORTGAGE, INC.
- 1770 MID-ISLAND MORTGAGE CORP.
- 1798 JAMES B. NUTTER & COMPANY
- 1857 BANK OF HAWAII
- 1864 SUNTRUST MORTGAGE, INC.
- 1893 FIRST ADVANTAGE BANK
- 1909 1ST SOURCE BANK
- 1990 MID AMERICA MORTGAGE INC
- 2045 GERSHMAN INVESTMENT CORP.
- 2094 U. S. BANK, NA
- 2218 VANDERBILT MORTGAGE AND FINANCE, INC.
- 2253 A DIVISION OF FIRST TENNESSEE BANK NATIONAL ASSOC.



“Confirm User Details” Screen

- The “Confirm User Details” screen summarizes which roles the user has for each Issuer ID as follows:
- The first listing reflects the Issuer IDs for which the user has the roles assigned in the “User Role Assignment” screen, except the Authorized GinnieNET Signer role.
- The second listing reflects the Issuer IDs for which the user has the Authorized GinnieNET Signer role.

GinnieMae Enterprise Portal
Our Guaranty Matters

Home | My Profile | **User Administration** | BO Reports | IPMS

Wizard: Add New User Account : Confirm User Details

First Name: Another
Middle Name:
Last Name: User
Name Suffix:
Title: Mrs
Office Phone Number: 2128158358
Phone Ext:
Office Email Address: boris.friedman@bnymellon.com
Salesforce User Id:

Assigned to Roles: RSA Token Holder
• Issuer Assign Pool
• MAMS Issuer user

Assigned to Issuers: 1442 THE BANKERS GUARANTEE TITLE AND TRUST COMPANY
• 1510 FIRST CITIZENS BANK AND TRUST COMPANY, INC.
• 1535 FOREST CITY CAPITAL CORP.
• 1555 GUILD MORTGAGE COMPANY
• 1746 DOVENMUEHLE MORTGAGE, INC.
• 1770 MID-ISLAND MORTGAGE CORP.
• 1798 JAMES B. NUTTER & COMPANY

Assigned to Roles: Authorized GinnieNET Signer

Assigned to Issuers: 1555 GUILD MORTGAGE COMPANY
• 1746 DOVENMUEHLE MORTGAGE, INC.
• 1770 MID-ISLAND MORTGAGE CORP.
• 1798 JAMES B. NUTTER & COMPANY

Previous Submit Registration Cancel



Perform the “Verify Role Assignment” Check

- GMEP Home screen
- Click IPMS
- Select Verify Role Assignment
- The Verify Authorized GinnieNET Signer Role screen is displayed



ENTERPRISE PORTAL

Home | PROCESSING & SERVICING ▼ | REPORT CENTER | **VERIFY ROLE ASSIGNMENT**

User ID : Company ID :

VERIFY AUTHORIZED GINNINET SIGNER ROLE

Result	Validation
Failed	Overall Validation Failed
Success	Userid is Active
Success	SecurID Token Role is Active
Failed	GNET Authorized Role is not found
Success	Organization is Active
Success	OrgID assignment is Active
Failed	OrgID Not setup for GNET Authorized Role
Failed	User is not Authorized Signer
Failed	Not employed by organization subservicing for issuer



#GinnieMaeSummit



Quick Reference Cards

Cards are available on GinnieMae's website to assist you.

On the Modernization Page:

http://www.ginniemae.gov/doing_business_with_ginniemae/modernization/Pages/default.aspx



#GinnieMaeSummit



Live Demo



#GinnieMaeSummit



Questions



#GinnieMaeSummit

